



## BEENA CLOVER

**Monthly Construction Updates – October 2025**

## STAGE COMPLETION STATUS UP TO OCTOBER 2025

S. No	Description	Status	Remarks
1	Completion of Foundation	Completed	
2	Completion of Stilt Floor Roof	Progress	
3	Completion of First Floor Roof	Progress	
4	Completion of Second Floor Roof	Progress	
5	Completion of Third Floor Roof	Progress	
6	Completion of Fourth Floor Roof	Progress	
7	Completion of Fifth Floor Roof	Progress	
8	Completion of Masonry Work	Progress	
9	Completion of Internal Plastering	Progress	
10	Completion of Internal Finishes		





**Site Front View**



**Block-1- Elevation View**





**Block-1- Pour-2-First Floor Slab Shuttering Work In Progress**





**Block-1- Pour 1-Third floor Slab Concrete work Completed**






**Block-1- Pour 1-Third floor Column Concrete & Reinforcement work Inprogress**





**Block-2- Elevation View**





**Block-2-Pour 2- Second Floor Slab Reinforcement Work in progress**





**Block-2-Pour 1- Terrace Floor Uprstand Beam Concrete Work in Progress**






**Block-2- Pour 1 –Third Floor Lintel Concrete & Above Lintel Block Work in Progress**





**Block-2- Pour 1 – Fourth Floor Block Work in Progress**






**Block-3 First Floor Corridor Plastering Work in Progress**





**Block-3 First Floor Toilet Suspended Pipeline & Concealed Tank Brick Work in Progress**





**Block-3 Sunken Brick Jelly Filling Work Completed Upto Second Floor**





**Block-3- Third floor Waterproofing Protective Coating work in Progress**





**Block-3- External-North Side Plastering work in Progress**





**Block-4- Elevation View**





**Block-4- Second Floor Plastering work in Progress**





**Block-4 Third Floor Plastering Work in Progress**





**Block-4- Fourth Floor Kitchen Counter Work in progress**





**Block-4- Fifth Floor Electrical Work in progress**



*Thank  
you!*